

## MIPC Congregational Survey - October 17, 2010

Thanks to everyone for completing the Congregational Survey! We are thrilled with the results as we had 294 paper surveys turned in and 90 online surveys completed. We are confident that this data is a representative sample and we will be spending lots of time analyzing the data over the next few weeks. Below is a summary of the initial numerical survey results. Additional details with an analysis of the full survey will be available as it is completed.

Thanks again for your help in helping us discern who God is calling us to be over the next five years!













































Question	Score	Response Rate
<b>1. Please rate how well our faith community is doing in the following aspects of our ministry:</b>		
MIPC does a good job of welcoming new members.	4.2	99%
MIPC does a good job of knowing and caring for existing members.	4.1	99%
MIPC does a good job of listening to its members and valuing their input.	3.8	98%
MIPC does a good job of communicating with its members.	4.0	98%
MIPC is an open congregation, accepting of all who choose to worship here.	4.3	98%
Regular Worship attendance is important to my spiritual development.	4.2	97%
It is important to have three (instead of two) unique Worship services at MIPC.	3.7	97%
I am inspired by the current preaching at MIPC.	3.6	97%
MIPC strengthens my connection to God.	4.1	97%
I find help with my life questions in the sermons and classes at MIPC.	3.5	95%
I would like more opportunities to study the Bible at MIPC.	3.5	95%
I am comfortable calling a pastor if I have a personal need.	3.9	96%
I am comfortable calling a church staff person if I have a personal need.	3.8	97%
I am comfortable calling my Deacon if I have a personal need.	3.1	95%
MIPC's elected Deacons are doing an effective job in caring for/checking in with MIPC members.	3.2	96%
My Deacon connects with me on a quarterly basis which is an appropriate level of contact.	2.9	93%
It is important for lay people to help care for our congregation.	4.3	95%
I am inspired by the current music offerings at MIPC.	4.0	96%
I value the diverse music offerings we have for worship.	4.2	96%
I value the extra music offerings we have outside of worship.	3.7	93%
I attend services or participate at MIPC primarily because my children are involved in programs at the church.	2.4	90%
MIPC has an adequate level of programs and offerings for adults.	3.6	93%
MIPC has an adequate level of programs & offerings for children (K – grade 5).	4.3	94%
MIPC has an adequate level of programs & offerings for youth (grades 6-12).	4.2	94%
A robust program of Adult Christian Education is important to me.	3.8	92%
The most optimal time for Adult Christian Education is the Sunday Morning CE Hour (9:15-10:15am).	3.7	95%
Mission spending was reduced almost 50% in 2010 in order to help balance the budget. Mission spending, <u>prior to this adjustment</u> , was at an appropriate level.	3.4	95%
I am open to giving more to support Local Missions at MIPC.	3.6	94%
I am open to giving more to support International Missions at MIPC.	3.1	95%
I value diversity in our congregation.	4.4	95%
I support MIPC's current efforts to be open and affirming to gays and lesbians.	4.0	95%
The church should focus on becoming a larger church with more members.	3.0	91%
It is important for MIPC to be recognized as a spiritual leader by the community and schools.	4.1	94%
It is important for MIPC to provide pastoral care and support for non-members and the community.	3.8	94%
Activities and partnerships with organizations outside of our church body are important.	4.1	94%
Developing lay leadership opportunities is important for the future of MIPC.	4.2	93%
Volunteering within the MIPC community is a priority for me.	3.7	92%
MIPC encourages and equips each member to offer their gifts and talents to serve God.	3.8	92%
I depend primarily on paid staff to organize and direct the programs of the church.	3.4	92%
The most important role of the senior pastor or co-senior pastors is preaching.	3.5	93%
Our clergy provide an appropriate level of pastoral care.	3.9	93%
I have a clear understanding of how much it costs MIPC to provide the current level of programs, ministries, and mission giving.	3.3	93%
Giving 10% or more of my income (tithing) to support the ministry of MIPC is an important goal for me.	3.0	92%
Giving 10% or more of my income to charitable organizations, including MIPC, is an important goal for me.	3.6	91%
In order to balance MIPC's budget, the primary focus should be on cutting back programs and ministries to fit within the pledge income available.	3.4	92%

MIPC needs to continue to offer all the programs we have now, and I am open to giving more to support these ministries.	◇ 3.0	92%
I support the leadership and overall vision of MIPC.	● 4.0	92%
MIPC operates with a clear and common mission and vision.	● 3.8	92%
MIPC does a good job of caring and providing for its staff and clergy	● 3.8	91%
At the present time, MIPC has an appropriate level of staff (non-clergy).	△ 3.7	90%
MIPC presently has enough clergy to serve its needs.	● 3.8	91%
There is a high degree of transparency with respect to finances and management.	△ 3.7	92%
MIPC's elected elders (Session) are doing an effective job in leading the church.	△ 3.6	91%
MIPC is assessed a per member (per capita) fee to support the local Presbytery and national denomination. Currently, each MIPC member is asked to contribute separately for this. I understand and support this policy.	● 4.0	92%
I think it is important that MIPC pay the per capita assessment for members who choose not to pay their share, even though doing so would require spending reductions in other MIPC programs and ministries.	◇ 2.9	91%

**2. Please rate each of the following areas of the church in terms of priority . . . :**

<u>Worship and music</u>		
Worship - Breakfast service	● 3.5	89%
Worship - Traditional service (10:35)	● 3.6	89%
Worship - 5 pm service	△ 3.3	88%
Preaching	● 3.8	90%
Music – breakfast service	△ 3.1	88%
Music – traditional service (10:35)	● 3.5	89%
Music – 5 pm service	△ 3.3	88%
Other music ministries and concerts	◇ 2.7	87%
<u>Education</u>		
Adult Christian Education - Sunday Morning	● 3.4	90%
Outside speaker programs	◇ 2.9	89%
<u>Ministries</u>		
Ministry – Adults & Adult Community Life	● 3.5	88%
Ministry – Preschool	● 3.4	89%
Ministry – Children	● 3.7	89%
Ministry – Youth/students	● 3.8	89%
<u>Missions</u>		
Missions – Local	● 3.6	90%
Missions – National	◇ 2.9	89%
Missions – International	◇ 2.8	90%
<u>Caring and support - Congregation</u>		
Pastoral care – members	● 3.7	89%
Prayer ministries	△ 3.4	89%
Deacons ministries	△ 3.1	89%
Hospitality (food service)	◇ 2.9	89%
Communications	● 3.4	89%
Weddings & memorials - members	△ 3.3	89%
<u>Caring and support - Community</u>		
Outreach (church growth beyond current membership)	△ 3.2	89%
Pastoral care – non-members	◇ 2.7	89%
Caring ministries – Community and Non-members	△ 3.0	89%
Community support & relationships – schools & other	△ 3.1	89%
Weddings & memorials - non-members	◇ 2.5	88%
<u>Personal development</u>		
Lay Leadership Development	△ 3.4	87%
Spiritual Discipleship/Encouragement	● 3.5	87%
<u>Finance &amp; administration</u>		
Stewardship – pledges	△ 3.4	87%
Stewardship – time and talents	● 3.5	88%
Presbytery support – (incl. pmt. of per mbr. (per capita) assessmt.)	◇ 2.9	87%
Management of MIPC's finances and budget	● 3.6	88%
MIPC Foundation	△ 3.0	88%
Buildings/grounds	△ 3.3	88%

**3. Please answer the following questions by checking the appropriate boxes:**

<b>A. I would attend worship services more often at MIPC if: (choose all that apply)</b>			
I felt more connected to the church and people at worship		74	
the preaching was _____		86	
I agreed more with the broader views of the church		31	
the music was _____		49	
I had more time		72	
I felt closer to God		21	
other _____		86	
<b>B. Worship attendance at the service I typically attend is: (choose one)</b>			
just right		180	54%
too low		155	46%
too high		1	0%
<b>C. People would participate in the life of the church more if: (choose all that apply)</b>			
they had more time		140	
they had better options		35	
they felt more called and equipped to serve		139	
they felt more capable or qualified		72	
they were able to partner with others		90	
other _____		71	
<b>D. To encourage people to participate more in the life of the church, MIPC should: (choose all that apply)</b>			
provide better opportunities		81	
provide specific training		89	
provide more staff support		21	
provide better leadership and support		88	
other _____		87	
<b>E. People would volunteer more to lead activities if: (choose all that apply)</b>			
they had more time		149	
they felt more called and equipped to do so		176	
they didn't feel burned out with respect to church activities		66	
the church better supported them		46	
other _____		53	
<b>F. MIPC expects the following from its members: (choose one)</b>			
too little commitment		89	30%
too much commitment		28	9%
the right amount of commitment		184	61%
<b>G. MIPC's level of programs and offerings is: (choose one)</b>			
too high		26	9%
too low		32	11%
just right		238	80%
<b>H. The level of pastoral care and support that are provided to non-members and the broader community is:</b>			
too high		21	9%
too low		32	13%
just right		186	78%
<b>I. With respect to our general beliefs, MIPC is: (choose one)</b>			
too conservative		7	2%
a little too conservative		45	14%
just right		194	61%
a little too liberal		44	14%
too liberal		29	9%
<b>J. To help in balancing our budget, we should focus on: (choose all that apply)</b>			
encouraging greater giving		197	
reducing church staff		69	
reducing the amount of programs & offerings		148	
other _____		71	

K. Which of the following statements describes your feelings about your financial contribution to MIPC?		
I feel God is calling me to give at my current giving level		133
I don't know what God expects of me in terms of giving		42
I would like to give more, but I am anxious about meeting my basic costs of living		135
I feel God is calling me to give more, but I don't feel inspired enough to change my spending habits		21
I feel it is more important to save for future needs than to increase my current giving		51
I feel that other non-profit organizations have greater need for my giving budget		73
I am not motivated to give more, because I feel that increasing my giving won't significantly impact MIPC		27

4. Which of the following describes you? (Please check all that apply):		% of total	Avg
Age: 15-18		21	7%
Age: 19-25		7	2%
Age: 26-40		48	15%
Age: 41-55		98	30%
Age: 56-64		57	18%
Age: 65+		91	28%
Marital Status: Single		85	29%
Marital Status: Married		211	71%
Gender: Male		92	40%
Gender: Female		136	60%
Age(s) of children, if any: Not yet in school		18	
Age(s) of children, if any: In grade school		49	
Age(s) of children, if any: In middle school or high school		58	
Age(s) of children, if any: Post high-school		125	
Membership Status: Not a member		60	20%
Membership Status: Member for ____ years (please specify)		245	80%
Residence Location: Mercer Island		215	77%
Residence Location: Off-Island		64	23%
Stewardship Participation: I/We typically tithe		63	22%
Stewardship Participation: I/We pledge, but don't tithe		160	56%
Stewardship Participation: I/We contribute, but don't pledge		45	16%
Stewardship Participation: I/We don't presently contribute		19	7%
Charitable contribns. in 2009 as a % of total income - MIPC		148	5.3
Charitable contribns. in 2009 as a % of total income - other charities		141	4.8
Level of Biblical knowledge: none		5	2%
Level of Biblical knowledge: low		77	25%
Level of Biblical knowledge: medium		186	61%
Level of Biblical knowledge: high		39	13%
Community Life Participation: I usually attend Worship at 8:15		81	25%
Community Life Participation: I usually attend Worship at 10:35		138	43%
Community Life Participation: I usually attend Worship at 5:00		99	31%
Community Life Participation: I attend Sunday worship service <1 time/month		33	11%
Community Life Participation: I attend Sunday worship service 1-2 times/month		76	26%
Community Life Participation: I attend Sunday worship service 3+ times/month		188	63%
Community Life Participation: I have participated in MIPC activities other than Sunday worship services during past year		232	
Community Life Participation: I have led or helped with MIPC activities other than Sunday worship during the past year		154	
Community Life Participation: My children participate or have participated in children's/youth programs at MIPC		132	